

GPS – Gestão de projeto de software
Aula 7b – Ferramentas: qdPM.

Professor
Emiliano S.
Monteiro

Alguns sistemas para gerenciamento de projetos

1. qdPM
2. Feng Office
3. Collabtive
4. dotProject
5. ProjectPier
6. Mantis Bug Tracker
7. Rukovoditel
8. The Bug Genie
9. PHProjekt
11. TaskFreak
12. todayu
13. Flyspray
14. Kanboard
15. phpCollab
16. Admidio
17. Snipe-IT
18. Traq
19. SOPlanning
20. ZenTao
21. ZenTao
22. Eventum
23. ProjeQtOr
24. Bugs
25. WebCollab
26. TestLink
27. Manage Your Team
28. Burden

qdPM

The screenshot displays the qdPM web application interface. On the left is a sidebar menu with the following items: Users (selected), Configuration, General, Users, Projects, Tasks, Tickets, and Discussions. The main content area is titled "Users" and includes a "Filters" dropdown, an "Add User" button, and an "Export Selected" button. Below these is a table with columns for Action, Id, Group, Photo, and Name. The table currently shows "No Records Found".

qdPM

Users

Filters ▾

Add User Export Selected

<input type="checkbox"/>	Action	Id	Group	Photo	Name
No Records Found					

qdPM

The screenshot shows the 'New' user creation form in the qdPM application. The form includes the following fields and options:

- Active?**
- Group**: A dropdown menu is open, showing a list of roles: Admin (highlighted in blue), Client, Designer, Developer, and Manager. A red arrow points from the 'Admin' option in the dropdown to the 'Admin' text in the dropdown menu.
- * Full Name**:
- * Password**:
- * Email**:
- Phone**:
- Photo**: Nenhum arqui... selecionado
- Language**: A red arrow points from the bottom right of the form to the 'Portuguese' text in the dropdown menu.

At the bottom right of the form, there are two buttons: **Save** and **Close**. Below the buttons, there is a checkbox labeled **send login details to user** which is checked.

1. neriley@.....
2. client@localhost.com.br
3. designer@localhost.com.br
4. developer@localhost.com.br
5. manager@localhost.com.br

qdPM

qdPM



Users

View All

Add User



Configuration

Users

Filters

Add User

Export Selected

Search

<input type="checkbox"/>	Action	Id	Group	Photo	Name	Email	Phone	Active?
<input type="checkbox"/>		4	Admin		gerente	gerente@teste.com.br		Yes
<input type="checkbox"/>		5	Client		cliente	cliente@teste.com.br		Yes
<input type="checkbox"/>		6	Designer		designer	designer@teste.com.br		Yes
<input type="checkbox"/>		7	Developer		developer	developer		Yes
<input type="checkbox"/>		8	Developer		developer	developer@teste.com.br		Yes

Displaying 1 - 5, Total: 5

< 1 >

qdPM

qdPM

General

General

Features

Email Options

LDAP

Login Page

New User Creation

Users

Projects

Tasks

Tickets

Discussions

Root Administrator

Administrator Email

emiliano@messier83.com.br

Administrator Password

Root administrator is internal user who can just manage users and configuration and can't

Application

Name of application

qdPM

Short name of application

qdPM

Logo (215x45)

Nenhum arqui... selecionado
(* .jpg, * .png, * .gif)

Defaults

Default Timezone

America/Cuiaba

Default Culture

Portuguese

Default Rows Per Page

15

Rows Limit

150

This option allows you to limit the number of rows retrieved in a single database query. You can use this option if your server has problems displaying a lot of data. Once you set this option, the query results will be displayed in paged format and you will see fetch more.

Default Date Format

d, M, Y

Default Comments Date Format

d, M, Y H:i

qdPM

The screenshot displays the qdPM web interface. On the left is a sidebar menu with the following items: Users, Configuration (highlighted with a red vertical bar), General, Features, Email Options, LDAP, Login Page (indicated by a red arrow), and New User Creation. The main content area is titled "Login Page Configuration" and contains the following fields:









- Heading:** Bem vindo to qdPM
- Content:** (An empty text area)
- Background (1920x1200):** Escolher arquivo Nenhum arqui... selecionado (*.jpg, *.png)

A blue "Save" button is located at the bottom left of the configuration area.

qdPM – Status de projetos

Projects Status







[Add](#) [Sort](#)

Action	Name
 	Open
 	On Hold
 	Closed
 	Cancelled

[Add](#)

Projects Types





[Add](#) [Sort](#)

Action	Name
 	Support
 	New Site
 	Internal

[Add](#)

Versions Status

















[Add](#) [Sort](#)

Action	Name
 	Done
 	Open

[Add](#)

Extra fields (projects)



[Add](#) [Sort](#) [Update Selected](#)

<input type="checkbox"/>	Action	Id	Type	Name
<input type="checkbox"/>	 	7	Input URL Field	Live Url
<input type="checkbox"/>	 	8	Input URL Field	Test Url
<input type="checkbox"/>	 	1	Date with calendar picker	Review Brief
<input type="checkbox"/>	 	2	Date with calendar picker	Design
<input type="checkbox"/>	 	3	Date with calendar picker	Development
<input type="checkbox"/>	 	4	Date with calendar picker	Site Test
<input type="checkbox"/>	 	5	Date with calendar picker	UAT
<input type="checkbox"/>	 	6	Date with calendar picker	Go Live

[Add](#)

Default Phases









[Add](#)

Action	Name
 	New Site
 	Support

[Add](#)

Phase Status

[Add](#) [Sort](#)

Action	Name
 	Open
 	Completed
 	On Hold
 	Cancelled

















[Add](#)

qdPM – Status de tarefas

Tasks Status

Add

Sort



Action	Group	Name
 	open	Open
 	open	Waiting Assessment
 	open	Re-opened
 	done	Done?
 	closed	Completed
 	closed	Paid
 	closed	Suspended
 	closed	Lost

Add

Tasks Types

Add

Sort


Action	Name
 	Change Priority Rate (Hourly rate \$25.00)
 	Changes (Hourly rate \$15.00)
 	Defects (Hourly rate \$0.00)

Add

Tasks Priorities

Add

Sort















Action	Name
 	Unknown
 	Low
 	Medum
 	High
 	Urgent

Add

Tasks Labels

Add

Sort

Action	Name
 	Change
 	Plugin
 	Task
 	Bug
 	Idea
 	Quote
 	Issue

Add

Tasks Listing







Select tasks fields which will be display in tasks listing by default.

- Id
- Group
- Version
- Phase
- Priority
- Label
- Name
- Status
- Type
- Assigned To
- Created By
- Est. Time
- Work Hours
- Start Date
- Due Date
- Progress
- Created At

qdPM – Tickets

Departments

















[Add](#) [Sort](#)

Action	Name
 	Desenvolvimento
 	Engenharia
 	Suporte

[Add](#)

Tickets Status









[Add](#) [Sort](#)

Action	Group	Name
 	open	New
 	open	Open
 	open	Re-opened
 	open	Waiting Assessment
 	closed	Resolved
 	closed	Closed
 	closed	Fixed
 	closed	Canceled

[Add](#)

Tickets Types

[Add](#) [Sort](#)

Action	Name
 	Request a Change
 	Report a Bug
 	Ask a Question
 	Raise an Issue

[Add](#)

qdPM – login como gerente

The screenshot displays the qdPM dashboard interface. At the top, a dark header bar contains the 'qdPM' logo on the left and a user profile icon labeled 'gerente' with a dropdown arrow on the right. Below the header, a sidebar menu is visible on the left, listing various navigation options: Painel, Projetos, Tarefas, Ordens de serviço, Discussões, Relatórios, Usuários, Configuração, Ferramentas, and qdPM Extended. The main content area on the right shows a message: 'Nenhum relatório encontrado para ser exibido no painel de controle'. A button labeled 'Configurar Painel de Controle' is located in the top right corner of the main area.

qdPM

gerente

<

Configurar Painel de Controle

Painel

Projetos

Tarefas

Ordens de serviço

Discussões

Relatórios

Usuários

Configuração

Ferramentas

qdPM Extended

Nenhum relatório encontrado para ser exibido no painel de controle

qdPM – Criando um projeto

Novo projeto ×

Geral Time Anexos


Tipo


Status


* Nome


Live Url


Test Url

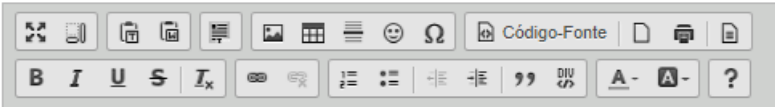
Review Brief 

Design 

Development 

Site Test 

UAT 

Descrição 

qdPM – Criando um projeto + atribuição de usuários

Novo projeto ×

Geral **Time** Anexos

Admin

- Usuário
- gerente

Client

- Usuário
- cliente

Designer

- Usuário
- designer

Developer

- Usuário
- developer
- developer

Salvar Close

qdPM – visão geral

qdPM gerente

Sistema para clinicas médicas

Status: Open Tipo: New Site [Mais informações](#) [Editar Detalhes](#)

Informação de Projeto Tarefas Ordens de serviço Discussões Grupos de Tarefas Versões Fases Relatórios






Descrição

Adicionar Comentário

Ação	Comentário	Criado Em
Nenhum Registro Encontrado		

Adicionar Comentário

Detalhes

Identificador:	7
Status:	Open
Tipo:	New Site
Review Brief	
Design	
Development	
Site Test	
UAT	
Time:	 gerente  cliente  designer  developer
Criado Em:	26, Abr, 2018 18:06
Criado Por:	 gerente

qdPM – visão geral

qdPM gerente

Sistema para clinicas médicas

Status: Open Tipo: New Site [Mais informações](#) [Editar Detalhes](#)

Informação de Projeto Tarefas Ordens de serviço Discussões Grupos de Tarefas Versões Fases Relatórios






Descrição

Adicionar Comentário

Ação	Comentário	Criado Em
Nenhum Registro Encontrado		

Adicionar Comentário

Detalhes

Identificador:	7
Status:	Open
Tipo:	New Site
Review Brief	
Design	
Development	
Site Test	
UAT	
Time:	 gerente  cliente  designer  developer
Criado Em:	26, Abr, 2018 18:06
Criado Por:	 gerente

qdPM – adicionando tarefas

Nova Tarefa ✕

Projeto Sistema para clinicas médicas ▼

Geral Tempo Anexos

Tipo Changes (Hourly rate \$15.00) ▼

* Nome Construção de modelo de dados

Status Open ▼

Prioridade Medum ▼

Etiqueta Task ▼

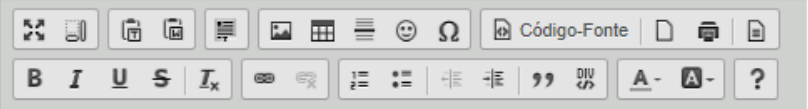
Designado a Admin
[Selecionar todos](#)

gerente

Designer
designer

Developer
developer

Descrição



















qdPM – adicionando tarefas

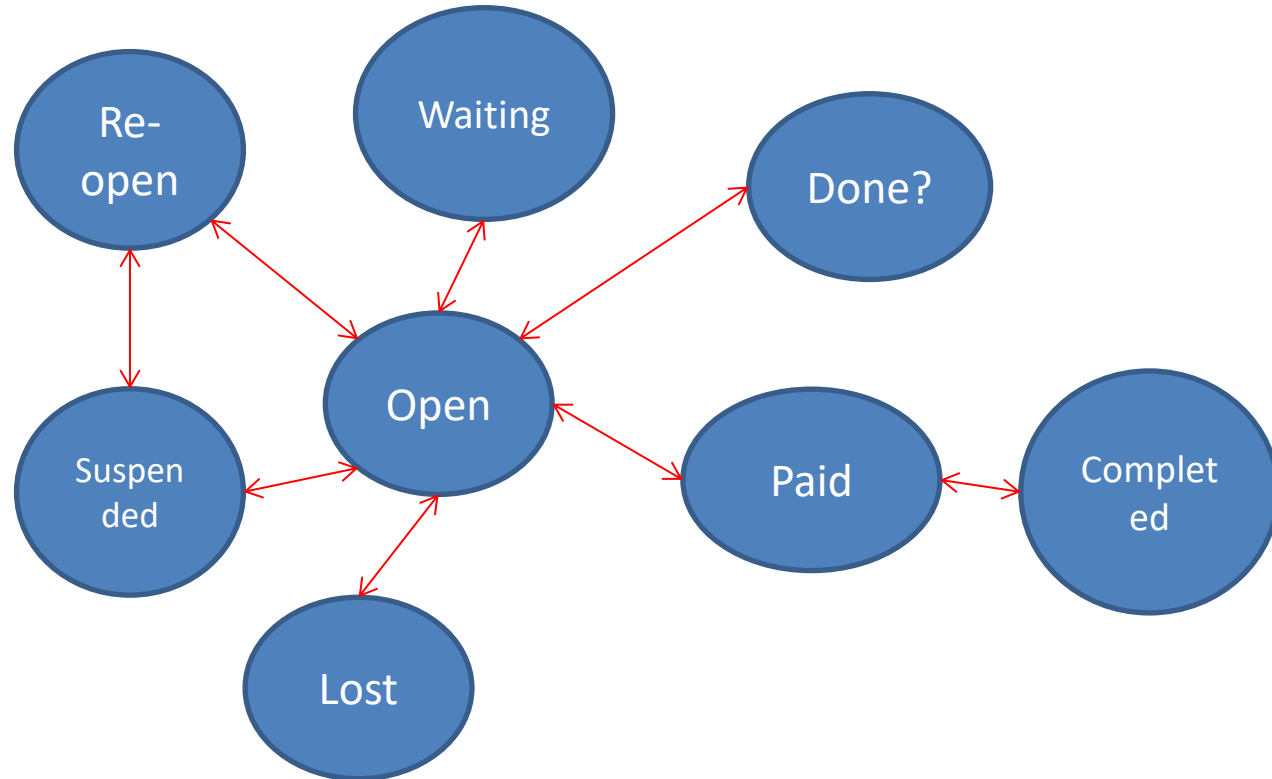
Tasks Status

Add

Sort

Action	Group	Name
 	open	Open
 	open	Waiting Assessment
 	open	Re-opened
 	done	Done?
 	closed	Completed
 	closed	Paid
 	closed	Suspended
 	closed	Lost

Add



Sistema para clinicas médicas

Status: Open Tipo: New Site [Mais informações](#) [Editar Detalhes](#)

[Informação de Projeto](#)
[Tarefas](#)
[Ordens de serviço](#)
[Discussões](#)
[Grupos de Tarefas](#)
[Versões](#)
[Fases](#)
[Relatórios](#)

Tarefas

Filtros

✕ Status ▼ Open, Waiting Assessment, Re-opened

Adicionar Tarefa











Com Seleção

Busca ▼ Ordenar Por ▼

<input type="checkbox"/>	Ação	Grupo	Prioridade	Nome	Status	Tipo	Designado para	Tempo estimado	Horas de Trabalho	Data de Entrega
<input type="checkbox"/>	 		♦ Medum	Construção de modelo de dados	Open	Changes (Hourly rate \$15.00)	designer			
<input type="checkbox"/>	 		♦ Medum	Desenho de interfaces	Open	Change Priority Rate (Hourly rate \$25.00)	designer			
<input type="checkbox"/>	 		♦ Medum	Programação de protótipos	Open	Change Priority Rate (Hourly rate \$25.00)	developer			
								0	0	

Exibindo 1 - 3, Total: 3

< 1 >

-  Painel
-  Projetos
-  Tarefas
- Ver tudo
- Adicionar Tarefa
-  Ordens de serviço
-  Discussões
-  Relatórios
-  Usuários
-  Configuração
-  Ferramentas
-  qdPM Extended

Tarefas para executar no qdPM:

- 1. Criar as contas de usuários
- 2. Criar um projeto
- 3. Atribuir usuários ao seu projeto
- 4. Criar uma lista de tarefas
- 5. Atribuir usuários à lista de tarefas
- 6. Criar uma ordem de serviço
- 7. Atribuir usuário e cliente à ordem de serviço